


HIGH FREQUENCY DEVICES



High Frequency Devices

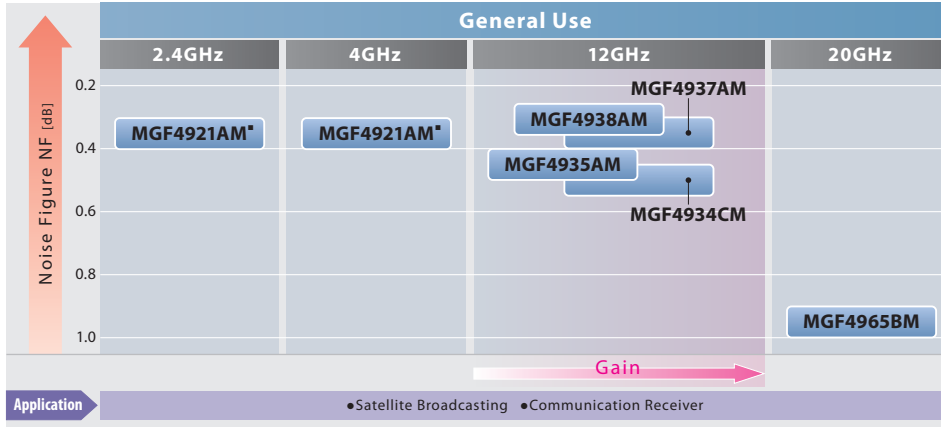
The Best Solution for Realizing the Information and Communication Era

Communication networks, such as high speed Internet, and high-speed data communication, are developing rapidly. We are ready to offer the best solution to the systems for realizing the information and communication era by providing of the GaN/GaAs products.




SELECTION MAP

GaAs HEMT SERIES FOR MICROWAVE-BAND LOW-NOISE AMPLIFIERS (Discrete)



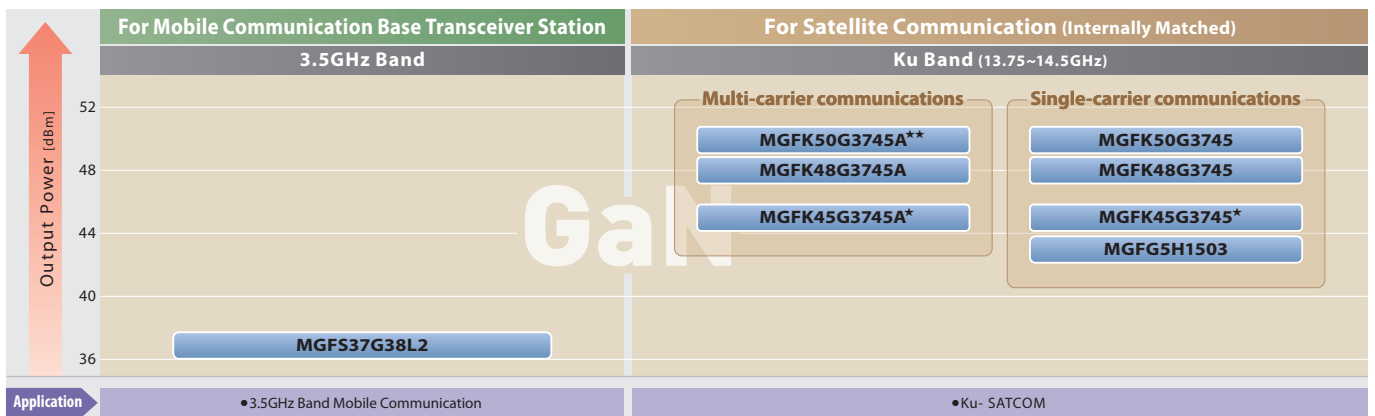
InGaP HBT FOR SMALL SIGNAL AMPLIFIERS (Discrete)



■: AEC-Q101 qualified HEMT: High Electron Mobility Transistor
 ■: 4-pin Mold Package (GD-30)

■: AEC-Q101 qualified HBT: Heterojunction Bipolar Transistor
 ■: 4-pin Mold Package (GD-30)

GaN HEMT SERIES FOR MICROWAVE-BAND HIGH POWER AMPLIFIERS



★: New product ★★: Under development

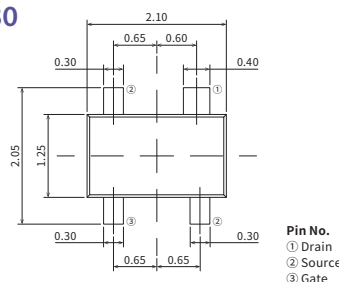
Partially supported by Japan's New Energy and Industrial Technology Development Organization(NEDO).

PACKAGE OUTLINE DRAWING

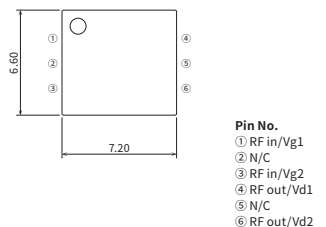
(only Top View side)

Unit: mm

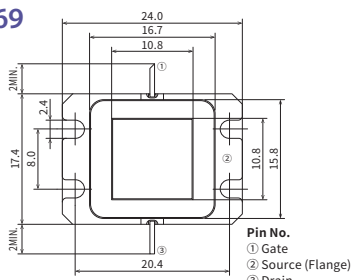
GD-30



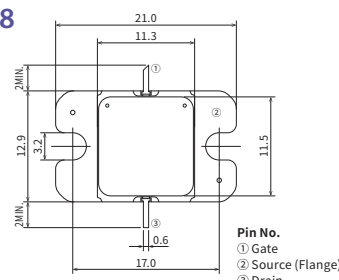
GF-67



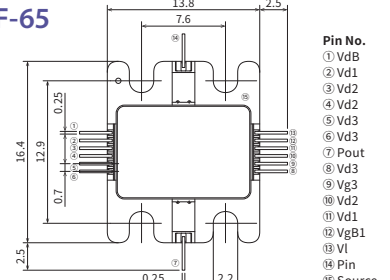
GF-69



GF-68



GF-65




High Frequency devices are compliant with the **RoHS** (2011/65/EU, (EU)2015/863).

RoHS: Restriction of the Use of Certain Hazardous Substances in Electrical and Electronic Equipment.

PRODUCT LIST

GD-30




GaAs HEMT SERIES FOR MICROWAVE-BAND LOW-NOISE AMPLIFIERS (Discrete)

Type Number	Noise Figure [dB]		Associated Gain [dB]		Frequency [GHz]	Drain-Source Voltage [V]	Drain Current [mA]	Package Outline
	Typ.	Max.	Min.	Typ.				
MGF4921AM*	0.35	0.55	11.5	13.0	4	2	15	GD-30
MGF4934CM	0.50	0.75	11.5	13.0	12	2	10	GD-30
MGF4935AM	0.45	0.65	11.0	12.0	12	2	10	GD-30
MGF4937AM	0.35	0.50	11.5	13.0	12	2	10	GD-30
MGF4938AM	0.32	0.47	11.0	12.5	12	2	10	GD-30
MGF4965BM	0.95	1.25	9.5	11.5	20	2	10	GD-30

Ta=25°C ■:AEC-Q101 qualified

GD-30



InGaP HBT FOR SMALL SIGNAL AMPLIFIERS (Discrete)

Type Number	Output Power at 1dB Gain Compression [dBm]		Linear Power Gain [dB]	Frequency [GHz]	Drain-Source Voltage [V]	Drain Current [mA]	Package Outline
	Min.	Typ.					
MGF3022AM*	14.0	16.5	18.0	2.4	3	33	GD-30

Ta=25°C ■:AEC-Q101 qualified

GF-67



GaN HEMT SERIES FOR MOBILE COMMUNICATION BASE TRANSCEIVER STATION

Type Number	Output Power [dBm]	Linear Power Gain [dB]	Power Added Efficiency [%]	Frequency [GHz]	Drain-Source Voltage [V]	Thermal Resistance [°C/W]		Package Outline
						Typ.	Max.	
MGFS37G38L2	37	20	67	3.4~3.8	50	-	13.5	GF-67

Ta=25°C

GaN HEMT SERIES FOR SATELLITE COMMUNICATION (Internally Matched)



Type Number	Output Power [dBm]	Linear Power Gain [dB]	Power Added Efficiency [%]	Offset Frequency	Frequency [GHz]	Drain-Source Voltage [V]	Drain Current [A]	Thermal Resistance [°C/W]		Package Outline
								Typ.	Max.	
Multi-carrier communications Ku-band GaN-HEMTs										
MGFK50G3745A**	50	10	30	~200MHz	13.75~14.5	24	2.4	0.4	0.6	GF-69
MGFK48G3745A	48.3	11	31	~400MHz	13.75~14.5	24	1.44	0.8	1	GF-68
MGFK45G3745A*	45.3	9.5	30	~400MHz	13.75~14.5	24	0.72	1.6	2	GF-68
Single-carrier communications Ku-band GaN-HEMTs-MMIC										
MGFK50G3745	50	10	30	~5MHz	13.75~14.5	24	2.4	0.4	0.6	GF-69
MGFK48G3745	48.3	12	33	~5MHz	13.75~14.5	24	1.44	0.8	1	GF-68
MGFK45G3745*	45.3	9.5	31	~5MHz	13.75~14.5	24	0.72	1.6	2	GF-68
MGFG5H1503	43	24	20	~5MHz	13.75~14.5	24	2.7	1.2	1.5	GF-65

Ta=25°C ★:New product ★★:Under development

TYPE NAME DEFINITION OF HIGH FREQUENCY DEVICES

Discrete

MGF 49 21 A M

- A** Device Structure — 3x:HBT
4x:HEMT
- B** Chip Type
- C** Series Number
- D** Auxiliary Symbol

For Mobile Communication Base Transceiver Station

MGF S 37 G 38 L 2

- A** Freq. Band — S:S-band
- B** Output Power in dBm — ex.37=37dBm
- C** Device Structure — G:GaN HEMT
- D** Freq. Band in GHz — ex.38=-3.8GHz
- E** Package — L:QFN
- F** Input / Output Pair — ex.2=Input / Output 2 Pairs

For Satellite Communication (Internally Matched)

MGF K 50 G 3745

- A** Freq. Band — K:Ku-band
- B** Output Power in dBm — ex.50=50dBm=100W(typ.)
- C** Device Structure — G:GaN HEMT
- D** Freq. Band in GHz — ex.3745=13.75~14.5GHz

Mitsubishi Electric Semiconductors & Devices Website

www.MitsubishiElectric.com/semiconductors/



Keep safety first in your circuit designs!

- Mitsubishi Electric Corporation puts the maximum effort into making semiconductor products better and more reliable, but there is always the possibility that trouble may occur with them. Trouble with semiconductors may lead to personal injury, fire or property damage. Remember to give due consideration to safety when making your circuit designs, with appropriate measures such as (i) placement of substitutive, auxiliary circuits, (ii) use of non-flammable material or (iii) prevention against any malfunction or mishap.

Notes regarding these materials

- These materials are intended as a reference to assist our customers in the selection of the Mitsubishi Electric Semiconductor product best suited to the customer's application; they do not convey any license under any intellectual property rights, or any other rights, belonging to Mitsubishi Electric Corporation or a third party.
- Mitsubishi Electric Corporation assumes no responsibility for any damage, or infringement of any third-party's rights, originating in the use of any product data, diagrams, charts, programs, algorithms, or circuit application examples contained in these materials.
- All information contained in these materials, including product data, diagrams, charts, programs and algorithms represents information on products at the time of publication of these materials, and are subject to change by Mitsubishi Electric Corporation without notice due to product improvements or other reasons. It is therefore recommended that customers contact Mitsubishi Electric Corporation or an authorized Mitsubishi Electric Semiconductor product distributor for the latest product information before purchasing a product listed herein.
- The information described here may contain technical inaccuracies or typographical errors. Mitsubishi Electric Corporation assumes no responsibility for any damage, liability, or other loss rising from these inaccuracies or errors. Please also pay attention to information published by Mitsubishi Electric Corporation by various means, including the Mitsubishi Electric Semiconductor home page (<http://www.MitsubishiElectric.com/semiconductors/>).
- When using any or all of the information contained in these materials, including product data, diagrams, charts, programs, and algorithms, please be sure to evaluate all information as a total system before making a final decision on the applicability of the information and products. Mitsubishi Electric Corporation assumes no responsibility for any damage, liability or other loss resulting from the information contained herein.
- Mitsubishi Electric Corporation semiconductors are not designed or manufactured for use in a device or system that is used under circumstances in which human life is potentially at stake. Please contact Mitsubishi Electric Corporation or an authorized Mitsubishi Electric Semiconductor product distributor when considering the use of a product contained herein for any specific purposes, such as apparatus or systems for transportation, vehicular, medical, aerospace, nuclear, or undersea repeater use.
- The prior written approval of Mitsubishi Electric Corporation is necessary to reprint or reproduce in whole or in part these materials.
- If these products or technologies are subject to the Japanese export control restrictions, they must be exported under a license from the Japanese government and cannot be imported into a country other than the approved destination.
- Any diversion or re-export contrary to the export control laws and regulations of Japan and/or the country of destination is prohibited.
- Please contact Mitsubishi Electric Corporation or an authorized Mitsubishi Electric Semiconductor product distributor for further details on these materials or the products contained therein.

MITSUBISHI ELECTRIC CORPORATION

HEAD OFFICE: TOKYO BLDG., 2-7-3, MARUNOUCHI, CHIYODA-KU, TOKYO 100-8310, JAPAN
www.MitsubishiElectric.com